

128G双面铜版纸，骑马钉印刷，英文在前，
中文在后，单页尺寸105*148.5mm

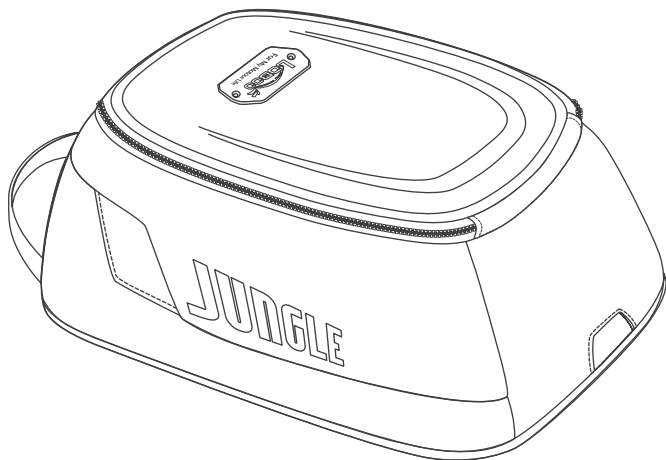
名称：BTB03BK产品说明书

料号：6.4.04010.005.01



Tank Bag User Manual

Model: BTB03BK



Please read the user manual and related after-sales service terms before use. Incorrect installation and usage may damage the product, significantly impact vehicle safety, and result in the loss of applicable warranty services.



Scan QR code to watch the installation video

Parameter

Model: BTB03BK



Capacity: 4.5L

Appearance size: Length300mm/11.81in * Width200mm/7.87in *

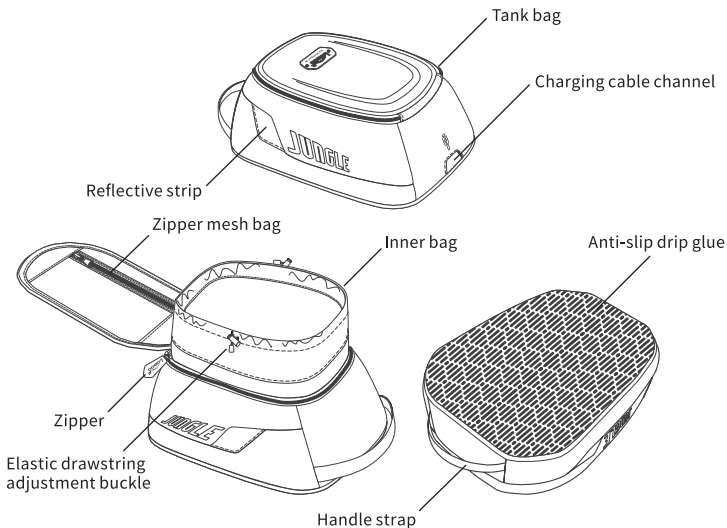
Height125mm/4.92in

Material: 45% Nylon, 25% Polyethylene, 15% EVA, 10% Spandex, 5% Polyurethane

Accessories List

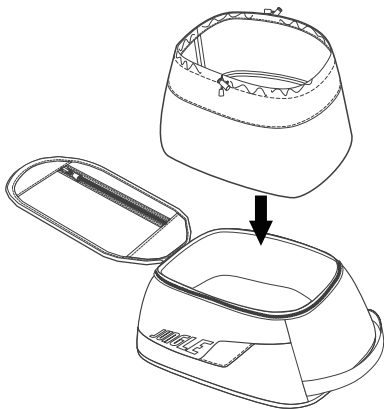
Serial Number	Name	Diagram	Quantities	Notes
①	Tank Bag		1 piece	
②	Inner bag		1 piece	

Product Details



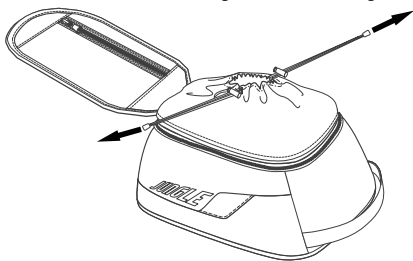
Tank Bag Usage Instruction

1. Place the inner bag into the tank bag and fix it through the Velcro at the bottom of the tank bag.

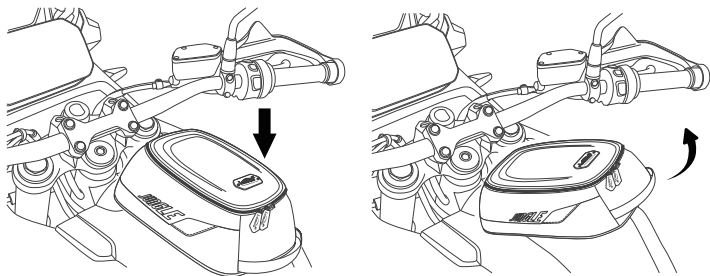


2. Tighten the elastic drawstring of the inner bag and pull up the zipper. Tighten the drawstring, adjust the fixing buckle.

Tighten the drawstring and adjust the fixing buckle



3. Attach the tank bag to the motorcycle fuel tank (this tank bag can only be attached to the iron fuel tank through the magnet at the bottom), and the installation is complete.



Precautions

1. This product has strong magnetic parts at the bottom. In daily use, keep the bag body away from pacemakers, mechanical watches, magnetic cards, ID cards, bank cards, medical equipment, and electronic devices.
2. Before riding, please check whether the product is correctly installed on the motorcycle's fuel tank to avoid the product falling off during riding, causing property loss and affecting driving safety.
3. Before going out, please check whether the functions of this product are normal. When using in harsh outdoor environments, do not use insect repellents on the surface of the product, avoid sharp objects scratching the product, so as not to affect the performance of the product.
4. If you need to clean this product, please use a wet towel or soft brush (do not use bleach, fabric softener or other acidic and alkaline cleaners) to wipe off the stains on the surface of the product. It cannot be machine washed, ironed, dry cleaned, and any form of drying. It must be allowed to dry naturally. Do not expose it to the sun for a long time.
5. If you do not use it for a long time, you should place this product in a dry and cool environment to avoid mold damage to the product, and regularly clean the dust and dirt on the surface of the product to extend its service life.

Warranty Card



Please read this after-sales service guarantee card carefully. If you cannot accept it, please contact the dealer for return and exchange in time. Installation and use means acceptance of this after-sales service term.

After-sales Service Terms

1. One-year free warranty period, this product can enjoy free repair service within one year from the date of sale if there are quality problems under normal circumstances.
2. Limited warranty: After the one-year warranty period expires, LOBOO will provide paid warranty service, the cost is based on the actual replacement material cost, and no labor cost is charged separately.

Free warranty service does not include the following

1. No warranty card or cannot provide valid purchase proof.
2. Improper installation, use, man-made or accidental damage, self-disassembly, self-modification and repair, etc.

Return and Exchange Information

Platform ID: _____ Order Number: _____

Contact Name: _____ Contact Phone: _____

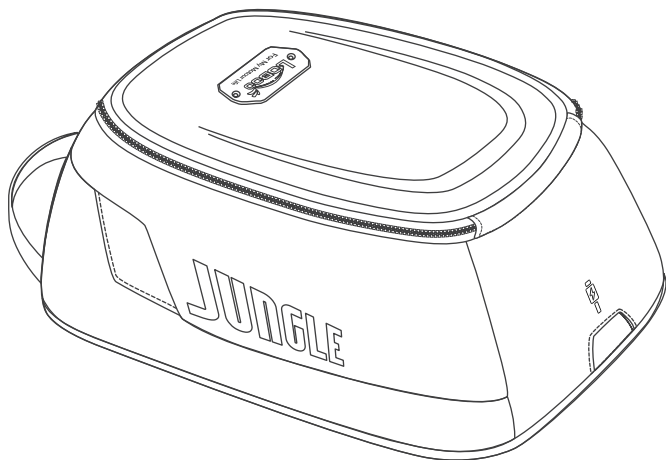
Return Address: _____

Description

Please keep this card properly and send it back with the product (copy is valid)

摩托车通用型油箱包使用说明

款号: BTB03BK



*使用前请仔细阅读说明书及相关售后服务条款,错误的安装和使用方式会损坏本产品或对安全行车造成重大影响并失去相关的免费保修服务。



扫码观看安装
使用教程视频

产品特性


款号:BTB03BK

容量:4.5升

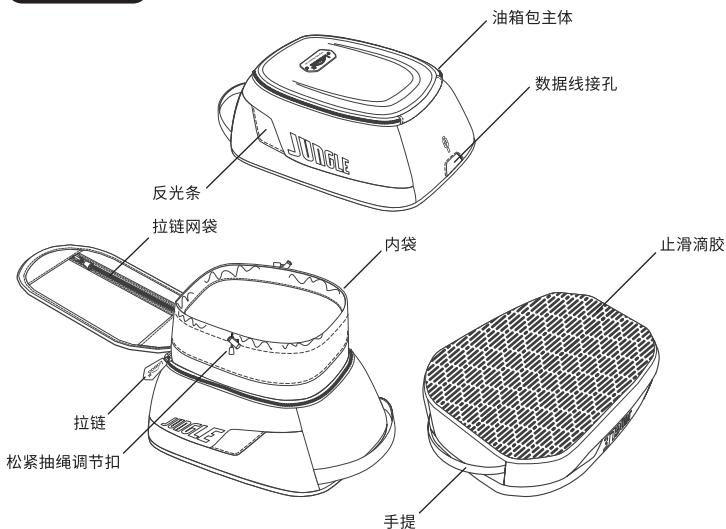
外观尺寸:长300mm*宽200mm*高125mm

材质:45% 尼龙、25% 聚乙烯、15% EVA、10%氨纶、5%聚氨酯

配件清单

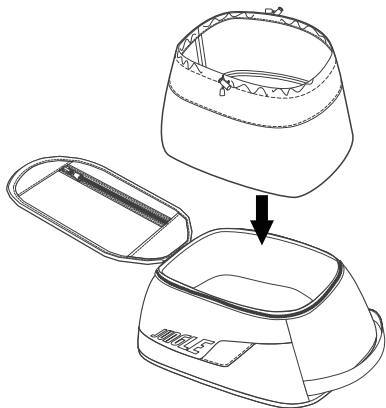
序号	名称	图例	数量	备注
①	摩托车油箱包		1个	
②	内袋		1个	

产品功能图示

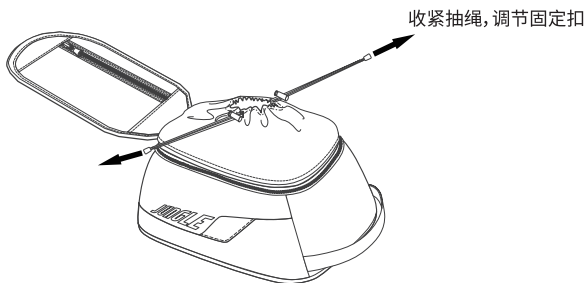


摩托车通用型油箱包使用方法

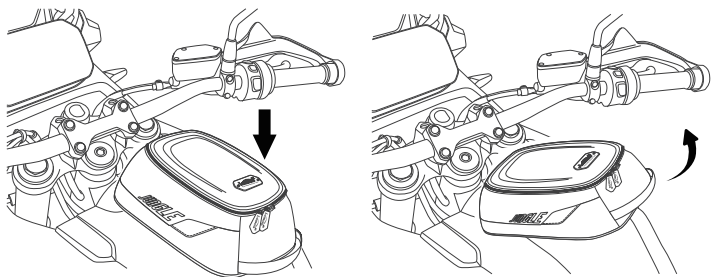
1、将内袋放入油箱包内,通过油箱包内底部的魔术贴固定。



2、收紧内袋的松紧抽绳,拉上拉链。



3. 将油箱包吸附在摩托车油箱上(此款油箱包通过底部内的磁铁仅可吸附在铁质油箱上),完成安装。



摩托车通用型油箱包注意事项

1. 本款产品底部有强磁部件,在日常使用时需将包体远离心脏起搏器及机械表、磁卡、身份证、银行卡、医疗器械以及电子设备。
2. 骑行前请检查产品是否正确安装在摩托车的油箱上,避免骑行途中产品脱落,造成财产损失及影响行车安全。
3. 出行前请检查本产品的功能是否正常,户外恶劣环境使用时,不要在产品表面使用防虫剂,请避免尖锐物品划伤产品,以免影响产品性能。
4. 如需清洁本产品,请用湿毛巾或软毛刷(勿使用漂白剂、柔顺剂或其他酸碱性清洁剂)擦拭去除产品表面污渍,不可机洗、熨烫、干洗以及任何形式的烘干,务必让其自然晾干,请勿置于阳光下长时间暴晒。
5. 长时间不使用时,应将本产品放置在干燥阴凉的环境中,避免发霉对产品造成损坏,并定期清洁产品表面的灰尘和污垢,以延长使用寿命。

售后服务保障卡



请仔细阅读本售后服务保障卡，如不能接受，请及时联系经销商退换货，安装并使用即表示接受此售后服务条款。

售后服务条款

1. 1年免费保修期，此款产品自售出之日起1年内，在正常情况下出现质量问题可享受免费维修服务。
2. 有限保修：1年保修时间到期后，LOBOO将提供有偿保修服务，费用以实际更换材料费用为准，不另收取人工费用。

免费保修服务不包括以下内容

1. 无保修卡或不能提供有效购买凭证。
2. 安装、使用不当、人为或意外损坏、自行拆解、自行改装和维修等。

退换货信息

平台ID: _____ 订单编号: _____

联系人姓名: _____ 联系人电话: _____

回寄地址: _____

售后事项

请妥善保管好此卡并与产品一起寄回（复印件有效）

